


Saving Devon's Treescapes Meeth Community Tree Nursery

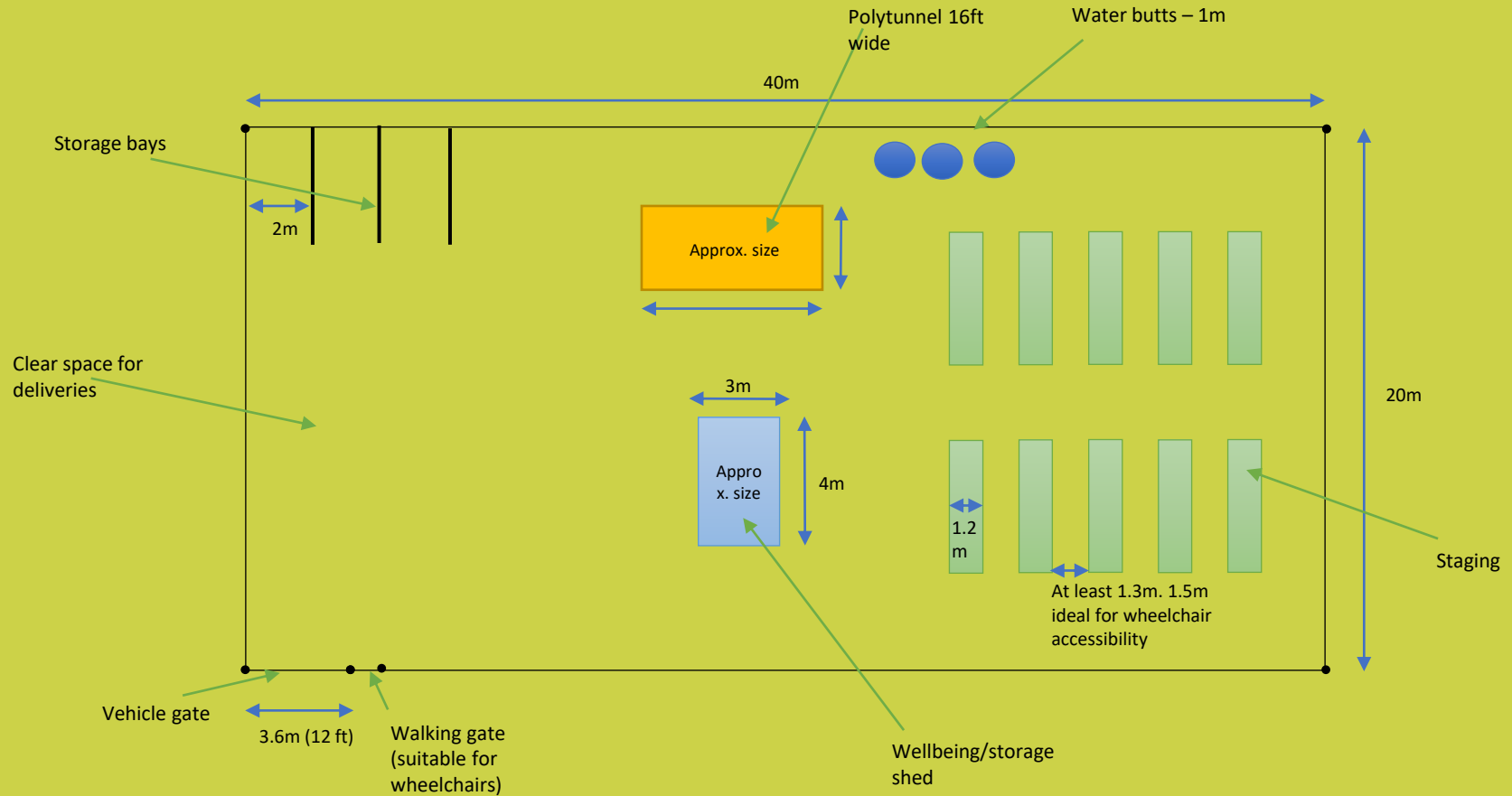




Site of the
Community
Tree Nursery




Overview of the space



Fencing:

A rectangle space 40m x 20m. Deer fencing (1.8m high) perimeter with two breaks for a vehicle gate and a walking gate (must be wheelchair friendly). Straining posts in the corners, hanging posts for the gates and intermediate posts with bolted floor brackets in between to stabilise.


- Straining post
- Intermediate post
- Hanging post



Staging:


There will be 10 separate stages. Each stage will have a 4x4 inch post in each corner and secured to the floor with a galvanised bracket. The stages will have two platforms – one just above the floor and one at working height (approx. 110cm). Two of the stages will need to be lower for wheelchair/child use.

The tables need to be 1.3m apart from each other to allow people to move around them.



Wellbeing area:

This will be a minimum of 4x3m. It needs to be secure and watertight. It will be used for volunteers to shelter from the weather and have a break. Inside will contain tables, chairs, drink station etc. We will aim to collect rainwater runoff from this building to reuse.



Polytunnel:

This will be a minimum of 16ft. This will give us a protected space to grow and store saplings.



Storage bays:

There will be 3 bays where lorries are able to deposit materials. These will be created using an I-beam and railway sleepers or concrete blocks.

